

19" DYNAmic

Free Standing Cabinets

Width: 800 mm
Depth: 1000 mm

Static Load Capacity Standard
Configuration: 600 kgs.

U Height: 42U, 45U, 47U

Standards and Compliances:



ISO 9001
Quality Management System

EN 61587-1
Mechanical Structures for
Electronic Equipment

IEC 297-1, 19" Mounting
IEC 297-2 Overall Cabinet Dimensions

EN/IEC 60529- IP20 Ingress Protection
performance

EN/IEC 62262- IK07 Mechanical
Impact Resistance



CE conform to
EN 60950-1
Information Technology
Equipment, Safety,
Part-1: General Requirement

EN IEC 62368-1 Audio/Video,
Information and Communication
Technology Equipment
Part 1: Safety requirements



UL listed to
UL 2416, Outline of Investigation for
Audio/Video, Information and
Communication Technology Equipment
Cabinet, Enclosure and Rack
Systems; UL 60950-1 and CSA
C22.2 NO. 60950-1-07, Information
Technology Equipment Safety
Part 1: General Requirements



Environment Friendly;
ISO 14001 Environmental
Management System
RoHS compliancy
%100 Recyclable Material

Standard Color:



RAL 7035 Light Grey



RAL 9005 Black

Static Load Capacity Enhanced (E)
Configuration: Up to 1000 kgs.



DYNAmic Series Networking Enclosures, with 19" w:800 mm and d:1000 mm physical sizes, with max internal usable depth and 3 different heights.

All w:800 mm model cabinets are constructionally proper for the vertical cable management systems. The Lande 800 wide segment designed with highly efficient and customer friendly vertical cable anagement channel.

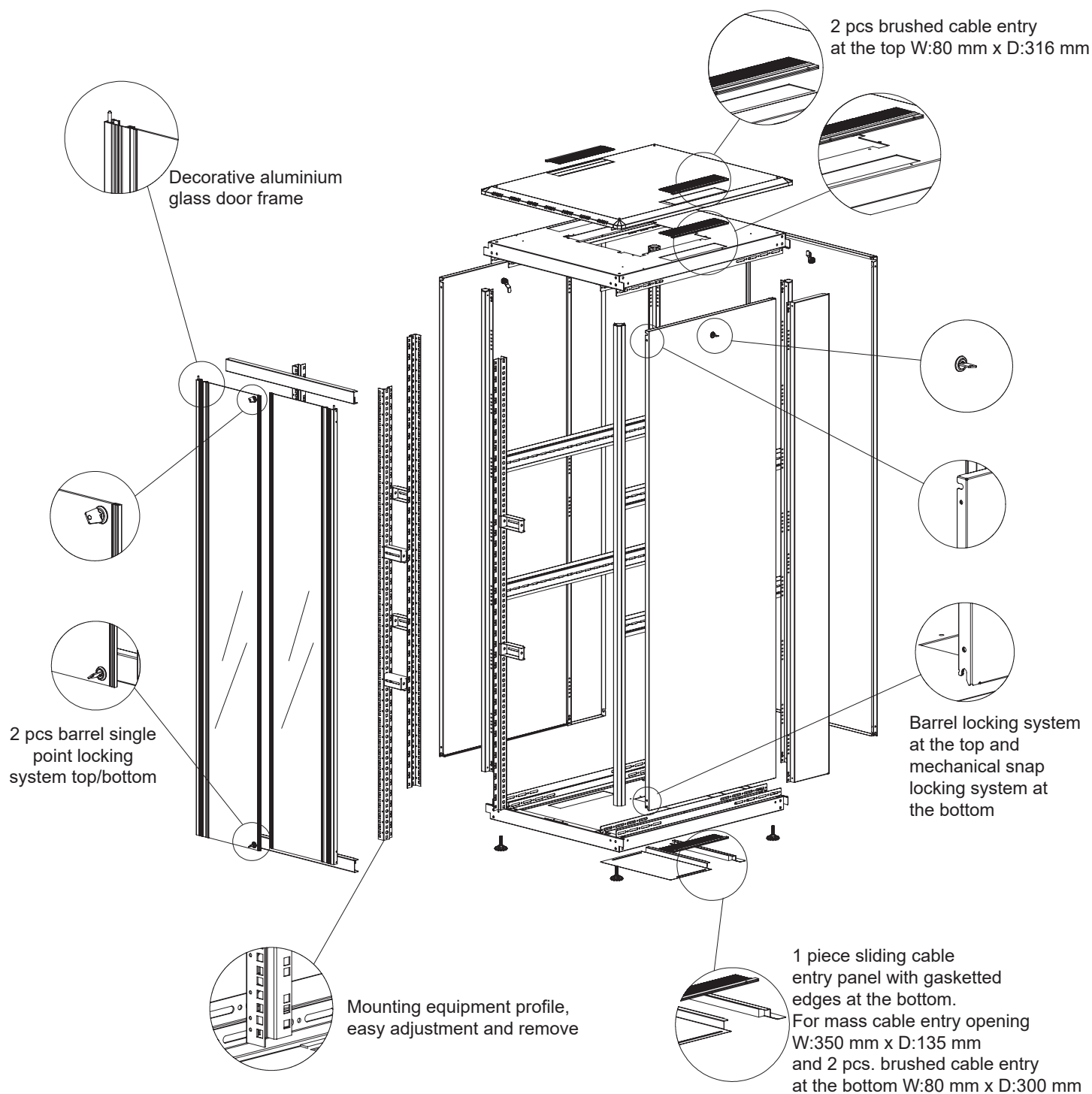
Please see door options in page 52 and 53.

19" DYNAmic

Free Standing Cabinets

Width: 800 mm
Depth: 1000 mm

Exploded View

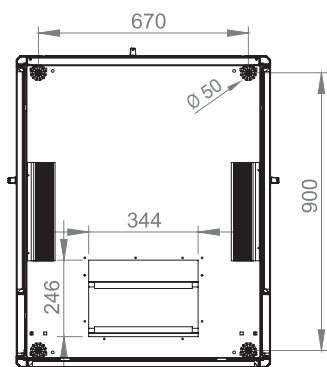


19" DYNAmic

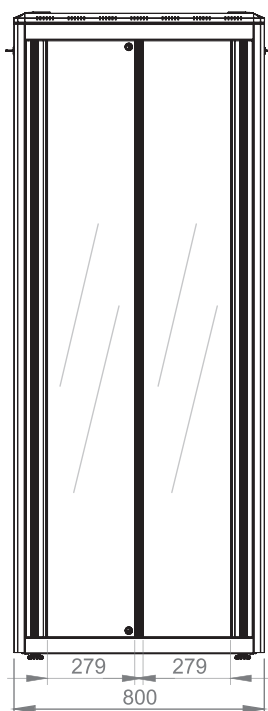
Free Standing Cabinets

Width: 800 mm
Depth: 1000 mm


Construction Drawing




Bottom view



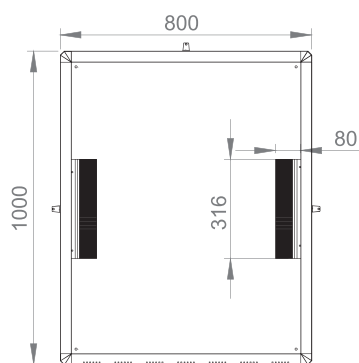
Front view



Side view



Rear view



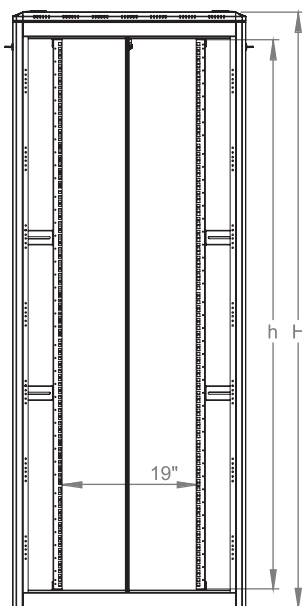
Top view

19" DYNAmic

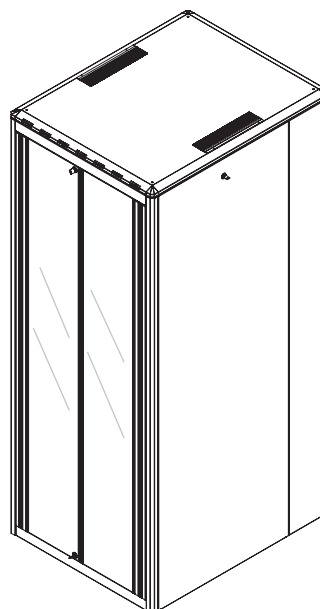
Free Standing Cabinets

Width: 800 mm
Depth: 1000 mm

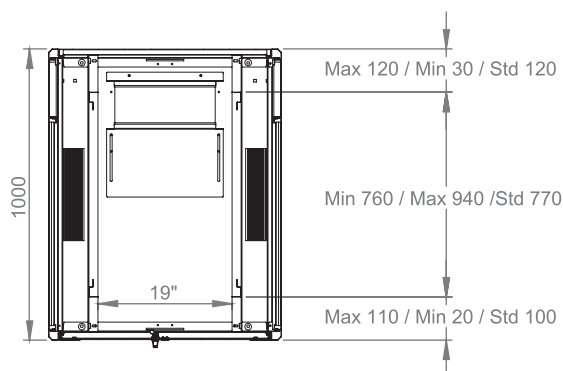
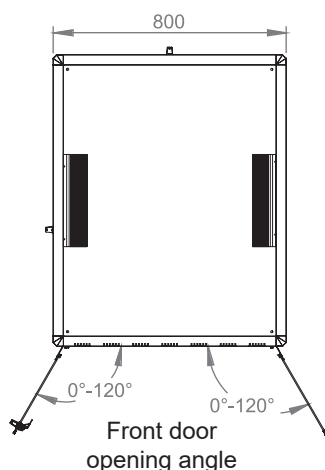
Construction Drawing



Dimensions in
width and height



Isometric view



Max/std/min equipment
mounting distance

	h	H
42U	1867 mm	2053 mm
45U	2000 mm	2187 mm
47U	2089 mm	2276 mm

19" DYNAmic Series Free Standing Cabinets W=800 mm D=1000 mm

Product Number***	Product Description	Size WxDxH mm	h Size in U	h in mm	*H mm, overall without feet and/or castor	Width Overall mm	Width Rail to Rail	Depth Overall mm	**Depth Shipping Conf. Rail to Rail mm	QTY IN PACKAGE	PACKING DIMENSIONS WxDxH mm	Standard NET Weight of Product kgs	Gross Weight of Product kgs	QTY IN PALLET	PALLET DIMENSIONS WxDxH mm	Pallet Weight kgs
LN-FS42U8010-CC-EAAA	42U 19" Free Standing Cabinet W=800 mm D=1000 mm	800x1000x2053	42U	1867	2053	800	19"	1000	770	1	880x1080x2193	118	136,7	1	880x1080x2193	136,7
LN-FS45U8010-CC-EAAA	45U 19" Free Standing Cabinet W=800 mm D=1000 mm	800x1000x2187	45U	2000	2187	800	19"	1000	770	1	880x1080x2327	123,5	142,7	1	880x1080x2194	142,7
LN-FS47U8010-CC-EAAA	47U 19" Free Standing Cabinet W=800 mm D=1000 mm	800x1000x2276	47U	2089	2276	800	19"	1000	770	1	880x1080x2416	131	150	1	880x1080x2416	150

* Please add 30 mm to H mm once used with leveling feet, add 80 mm to H mm once used with castor set.

** See min and max adjustable depth variations on drawings.

***CC= LG for Light Grey RAL 7035 & BL for Black RAL 9005 for customers to define while ordering, for "EAAA" selection please see the door options.

***Cabinet nominal load capacity is 600 kgs. as per UL 2416 safety mark. However project case we configure the rack up to 1000 kgs. of load capacity with additional suport barsthicker 19" rails with 2 mm thickness, please add E (Enhanced notification defining load capacity requirement is up to 1000 kgs.) at the end of part number. Example LN-FS42U8010-BL-EAAA-E.

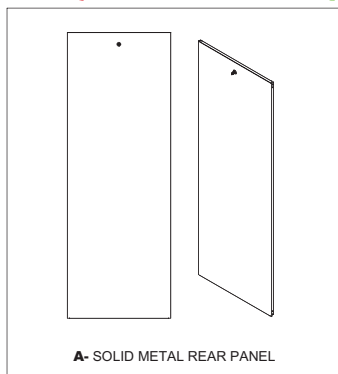
19" DYNAmic

Free Standing Cabinets

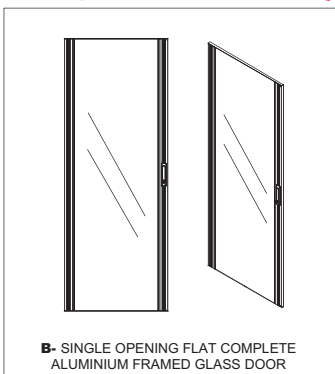
Width: 800 mm
Depth: 1000 mm

Door Options

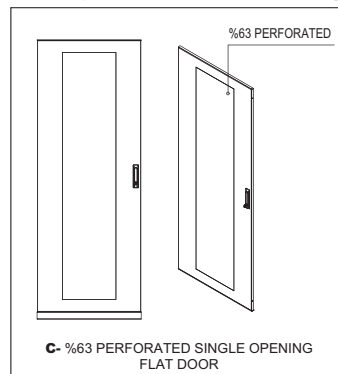
FRONT ✗ REAR ✓



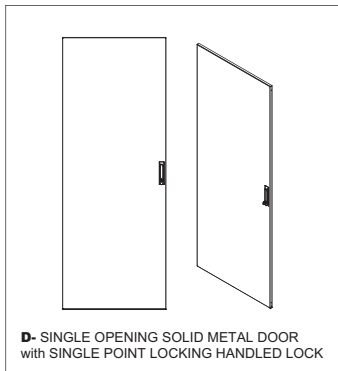
FRONT ✓ REAR ✗



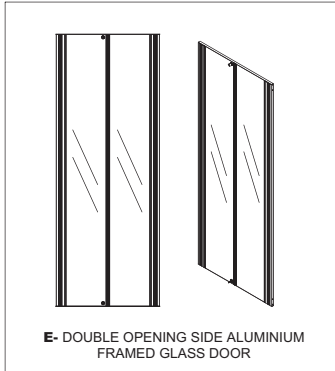
FRONT ✓ REAR ✓



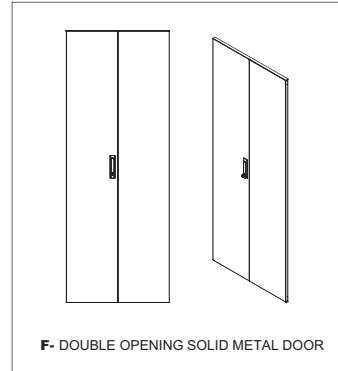
FRONT ✓ REAR ✓



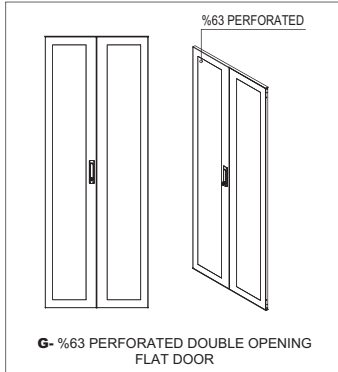
FRONT ✓ REAR ✗



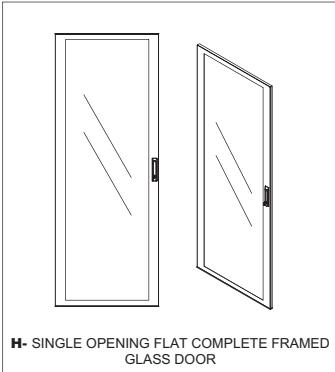
FRONT ✓ REAR ✓



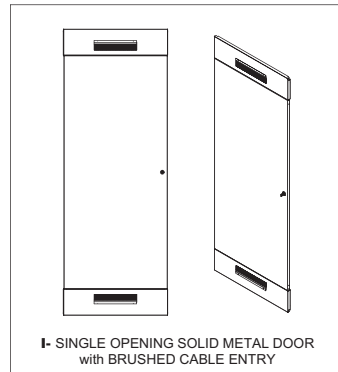
FRONT ✓ REAR ✓



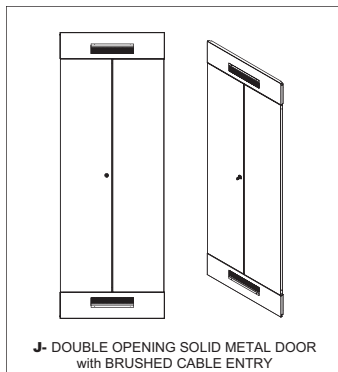
FRONT ✓ REAR ✗



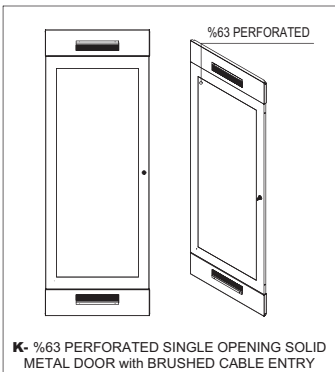
FRONT ✗ REAR ✓



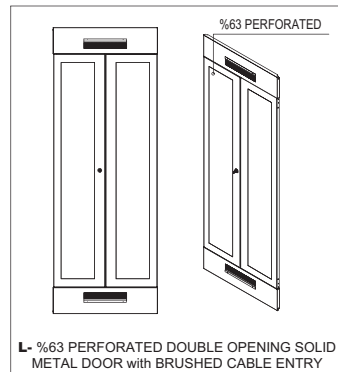
FRONT ✗ REAR ✓



FRONT ✗ REAR ✓



FRONT ✗ REAR ✓

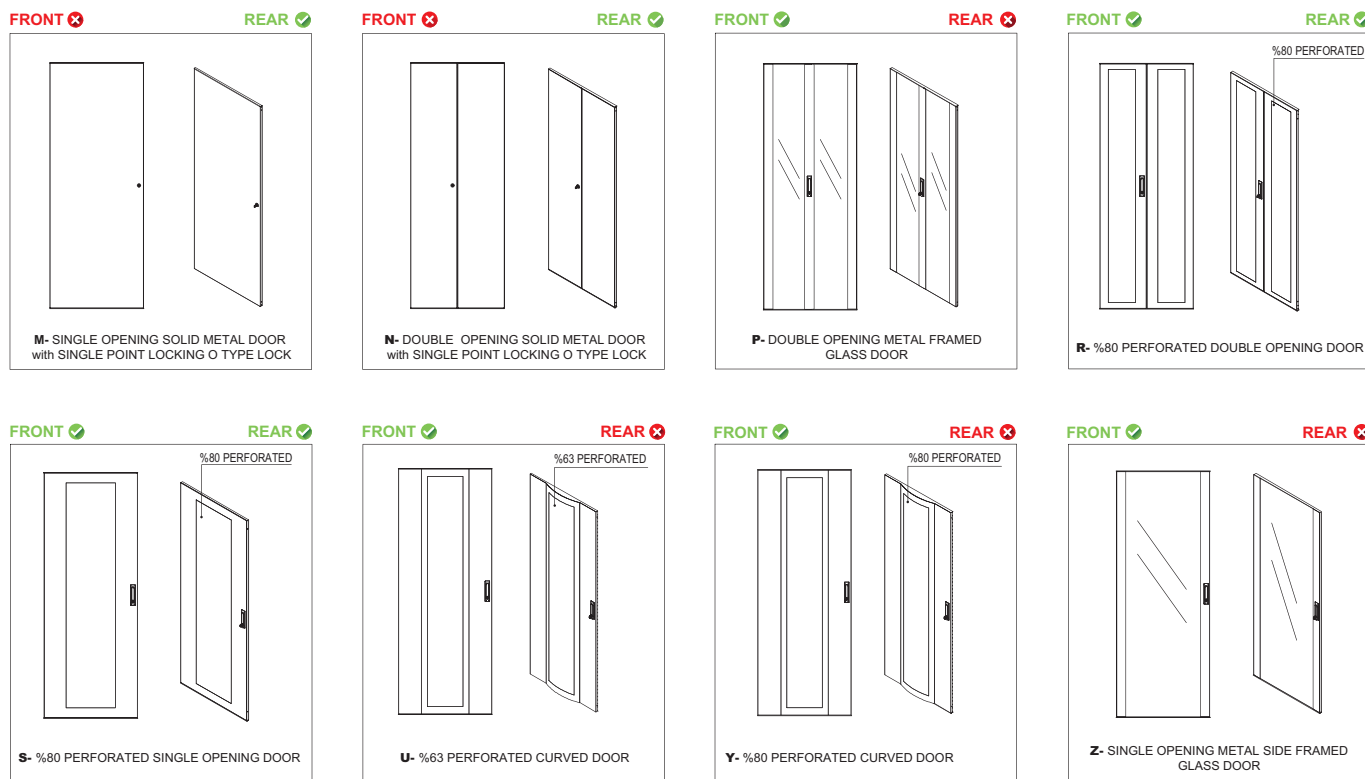


19" DYNAmic

Free Standing Cabinets

Width: 800 mm
Depth: 1000 mm

Door Options



DYNAmic Free Standing Cabinet W=800 mm D=1000 mm All Heights FRONT DOOR Options	DYNAmic Free Standing Cabinet W=800 mm D=1000 mm All Heights REAR DOOR Options	DYNAmic Free Standing Cabinet W=800 mm D=1000 mm All Heights SIDE PANEL Options
B Single opening flat complete aluminium framed glass door C %63 perforated single opening flat door D Single opening solid metal door E Double opening side aluminium framed glass door F Double opening solid metal door G %63 perforated double opening flat door H Single opening flat complete framed glass door P Double opening metal framed glass door R %80 perforated double opening door S %80 perforated single opening door U %63 perforated curved door Y %80 perforated curved door Z Single opening metal side framed glass door	A Solid metal rear panel C %63 perforated single opening flat door D Single opening solid metal door F Double opening solid metal door G %63 perforated double opening flat door I Single opening solid metal door with brushed cable entry J Double opening solid metal door with brushed cable entry K %63 perforated single opening solid metal door with brushed cable entry L %63 perforated double opening solid metal door with brushed cable entry M Single opening solid metal door with header compatible N Double opening solid metal door with header compatible R %80 perforated double opening door S %80 perforated single opening door	AA Both sides equipped with standard side panels A0 One side panel on cabinet 00 No side panels on cabinet
LN-AA - XXU - WW - DD - CC - (E optional)		
LN: Corporate codification beginning letters mentioning Lande in Short Format as LN AA: Family group of enclosure; FS for networking enclosures range XX: Numeric character defining the height of enclosures, depending on model differences between 42 to 47 to be selected from price list, website or catalogue U: U height alphanumeric notation, concrete (non editable- fixed character) WW: The first 2 digits of the width info, 80 for W=800 mm cabinets DD: The first 2 digits of the depth info, 10 for D=1000 mm cabinets CC: Color code, LG for Light Grey RAL 7035, BL for Black RAL 9005 E: Optional code extention for enhanced static load capacity up to 1000 kgs.		
0 0 00 B-C-D-F-G-H-P-R-S-U-Y-Z options, unless defined E type door will be in shipping configuration. C-D-F-G-I-J-K-L-M-N-R-S options, unless defined A type door will be in shipping configuration. AA both sides equipped with standard side panels A0 one side panel on cabinet 00 no side panels on cabinet.		