

Since 1968

COMMAX
SmartHome & Security

User Manual

APARTMENT HOUSE INTERCOM (ROOMSTATION and GUARDHOUSE STATION) DP-ML



www.commax.com

COMMAX Co.,Ltd.

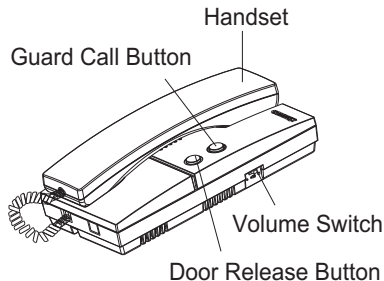


- Thank you for purchasing COMMAX products.
- Please carefully read this User's Guide (in particular, precautions for safety) before using a product and follow instructions to use a product exactly.
- The company is not responsible for any safety accidents caused by abnormal operation of the product.



1. Overview

Controls and functions



2. Operation

1. Can hear a call sound from receiver when press the call button of doorstation by visitors.
2. Talk with visitors when lift up handset.
3. Lift up hand set, press the guard house call button, and can hear a call sound in guard house. Then can talk with guard house when raise up handset. During conversing with guard house, able to hear a sound in door station.
4. After ascertain the visitor, press the door release button and then open the door.

*** NOTE : No need to connect extra power
Power's supplying from doorstation**



3. Installation

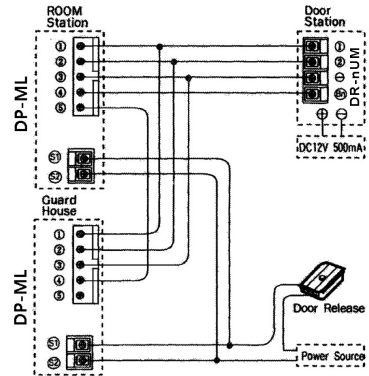
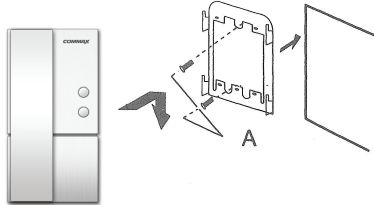
Each DP-ML doorphone has a bracket to facilitate wall-mounted installation. Secure the bracket to the wall with screws provided. Fit the slots in the doorphone base over the hooks on the bracket and pull the doorphone down slightly to secure.

4. Wiring

Each DP-ML doorphone has a bracket to facilitate wall-mounted installation.

Secure the bracket to the wall with screws provided.

Fit the slots in the doorphone base over the hooks on the bracket and pull the doorphone down slightly to secure.



5. Specification

Model	DP-ML
Dimension(mm)	98(W) x 208(D) x 65(H)mm



COMMAX Co.,Ltd.

513-11, Sangdaewon-dong, Jungwon-gu, Seongnam-si, Gyeonggi-do, Korea
Int'l Business Dept. : Tel.; +82-31-7393-540~550 Fax.; +82-31-745-2133
Web site : www.commax.com

Printed In Korea / 2016.04.105