

# QuickSpecs

## HPE Basic Power Distribution Units (PDU)

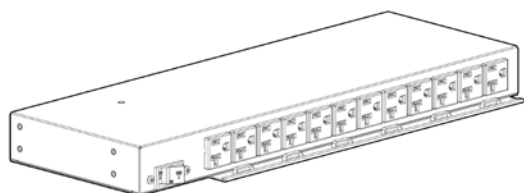
### Overview

#### HPE Basic Power Distribution Units (PDU)

HPE Basic PDUs are designed to provide reliable and cost effective power distribution for your Hewlett Packard Enterprise and non-Hewlett Packard Enterprise IT racks. Offering simple 0U and 1U installation options, HPE Basic PDUs are available in multiple form factors allowing you to configure access to power in your rack where you need it the most.

HPE Vertical Basic PDUs provide a low-profile single-piece design allowing for easy access to rear devices for maintenance. Designed for HPE racks, but also compatible with a large variety of third party racks, they can be installed on either side of the rack with outlets facing the back of the rack for easy access and improved clearance. For higher power density configurations, they can also be installed side by side on both sides of the rack with the outlets facing in towards the center of the rack. With effective power distribution supporting from 12 to 42 outlet receptacles and power levels ranging from 2.8 kVA to 19.9kVA, HPE Vertical PDUs can provide single or three-phase power for most IT configurations.

HPE Horizontal/Modular Basic PDUs offer a unique modular architecture designed specifically for data center customers who want to maximize power distribution and space efficiencies in the rack. These PDUs consist of two building blocks - the Control Unit (core) and the Extension Bar(s) (sticks). The Control Unit is a core PDU module that offers up to six C-19 outlets which can be mounted in any 1U space or in the true 0U space on the side of HPE racks between the RETMA rails. Extension Bars (included with some models, optional on other models) mount directly to the frame of the rack in multiple locations allowing you to configure access to power where you need it the most. HPE Horizontal/Modular PDU models support up to 42 outlet receptacles (with all Extension Bars installed) and power levels ranging from 2.8 kVA to 22kVA, with options for single or three-phase power configurations.



**0U/1U Models (H5M54A shown)**



**Half Height Models (H5M55A shown)**



**Mid Height Models (H5M62A shown)**



**Full Height Models (H5M67A/H5M73A shown)**

## Overview

### Why do you need a Power Distribution Unit (PDU) for your rack?

- PDUs distribute the power supplied to your rack to multiple rack U locations to power devices such as servers, storage, and networking equipment.
- With rack densities ever-increasing as more and more equipment is added to your racks, PDUs allow you to conveniently place access to power wherever you need most in your IT racks
- PDUs can also offer additional features such as power monitoring and outlet switching to help you better manage the power in your racks – for more information on these features, please visit the [Hewlett Packard Enterprise PDU website](#).

### Why buy HPE Power Distribution Units (PDU)?

HPE Foundation Care services purchased for servers and storage extend to our rack and power infrastructure products such as racks, power distribution units, uninterruptible power systems, and KVM console and switches.

- **What is the HPE advantage for you?** You don't have to spend additional budget to cover extended warranties and services for your rack and power infrastructure as you would with non-Hewlett Packard Enterprise products.

HPE rack and power infrastructure products are designed and developed to be used specifically with Hewlett Packard Enterprise servers and storage.

- **What is the HPE advantage for you?** You can use HPE rack and power products with non- Hewlett Packard Enterprise IT equipment; however, when used with Hewlett Packard Enterprise servers, you are able to take advantage of various server and IP-based tools used for maintaining and managing all the equipment in the rack.

While you have many choices for rack and power infrastructure products, Hewlett Packard Enterprise offers a range of rack, power, and KVM products to meet your needs.

- **What is the HPE advantage for you?** Hewlett Packard Enterprise can help to simplify IT purchasing, installation, usage, and maintenance for your organization by providing a single point of contact for all your needs.

## QuickSpecs

## HPE Basic Power Distribution Units (PDU)

### Models

#### Vertical, Single Phase, Half-Height (22U)

HPE Basic 2.8kVA/L5-30P 24A/120V Outlets (18) 5-20R/Vertical NA/JP PDU	H5M55A
HPE Basic 4.9kVA/60320 C20 Detachable 16A/230V Outlets (20) C13/Vertical WW PDU	H5M57A
HPE Basic 4.9kVA/L6-30P 24A/208V Outlets (20) C13/Vertical NA/JP PDU	H5M58A
HPE Basic 7.3kVA/60309 5-wire 32A/230V Outlets (20) C13/Vertical INTL PDU	H5M68A

#### Vertical, Three Phase, Half-Height (22U)

HPE Basic 3Ph 8.6kVA/L15-30P 24A/208V Outlets (18) C13/Vertical NA/JP PDU	H5M61A
---	--------

#### Vertical, Single Phase, Mid-Height (36U)

HPE Basic 4.9kVA/L6-30P 24A/208V Outlets (24) C13 (6) C19/Vertical NA/JP PDU	H5M59A
HPE Basic 8.3kVA/CS8265C 40A/208V Outlets (30) C13 (6) C19/Vertical NA PDU	H5M60A
HPE Basic 7.3kVA/60309 3-wire 32A/230V Outlets (24) C13 (6) C19/Vertical INTL PDU	H5M70A
HPE Basic 9.2kVA/50A Terminal Block 40A/230V Outlets (30) C13 (6) C19/Vertical WW PDU	H5M75A
HPE Basic 11kVA/60309 63A 3-wire 48A/230V Outlets (30) C13 (6) C19/Vertical INTL PDU	H5M71A

#### Vertical, Three Phase, Mid-Height (36U)

HPE Basic 3Ph 5.7kVA/ L21-20P 16A/120-208V Outlets (24) C13 (3) 5-20R/Vertical NA/JP PDU	H5M63A
HPE Basic 3Ph 8.6kVA/L15-30P 24A/208V Outlets (24) C13 (6) C19/Vertical NA/JP PDU	H5M62A
HPE Basic 3Ph 8.6kVA/L21-30P 24A/120-208V Outlets (24) C13 (3) C19 (3) 5-20R/Vertical NA/JP PDU	H5M64A
HPE Basic 3Ph 11kVA/60309 5-wire 16A/230V Outlets (24) C13 (6) C19/Vertical INTL PDU	H5M72A

#### Vertical, Three Phase, Full-Height (42U)

HPE Basic 3Ph 11kVA/60309 5-wire 16A/230V Outlets (36) C13 (6) C19/Vertical INTL PDU	H5M73A
HPE Basic 3Ph 11kVA/60309 16A/240V Outlets (36) C13 (6) C19/Vertical NA PDU	H5M67A

#### Horizontal, Single Phase, 1U

HPE Basic 1.9kVA/L5-20P 16A/120V Outlets (12) 5-20R/Horizontal NA/JP PDU	H5M54A
HPE Basic 3.6kVA/60320 C20 Detachable 16A/230V Outlets (12) C13/Horizontal WW PDU	H5M56A

#### Horizontal/Modular, Single Phase, 0U/1U

HPE Basic Modular 2.8kVA/L5-30P 24A/120V Outlets (4) C19/Horizontal NA/JP PDU	252663-D71
---	------------

**NOTE:** PDU kit ships with four (4) 7-outlet C-13 extension bars.

HPE Basic Modular 4.9kVA/L6-30P 24A/208V Outlets (4) C19/Horizontal NA/JP Core Only PDU	252663-D74
HPE Basic Modular 7.3kVA/60309 3-wire 32A/230V Outlets (4) C19/Horizontal INTL Core Only PDU	252663-B33
HPE Basic Modular 8.3kVA/CS8265C 40A/208V Outlets (4) C19/Horizontal NA/JP Core Only PDU	252663-D75
HPE Basic 9.2kVA/Terminal Block 40A/230V Outlets (4) C19/Horizontal WW PDU	252663-B21

**NOTE:** PDU kit ships with four (4) 7-outlet C-13 extension bars.

HPE Basic Modular 9.2kVA/60309 63A 3-wire 40A/230V Outlets (4) C19/Horizontal INTL PDU	252663-B32
--	------------

**NOTE:** PDU kit ships with four (4) 7-outlet C-13 extension bars.

HPE Basic Modular 9.2kVA/60309 63A 3-wire 40A/230V Outlets (4) C19/Horizontal INTL Core Only PDU	252663-B34
--	------------

#### Horizontal/Modular, Three Phase, 0U/1U

HPE Basic Modular 3Ph 8.6kVA/L15-30P 24A/208V Outlets (6) C19/Horizontal NA/JP PDU	AF512A
HPE Basic Modular 3Ph 11kVA/60309 5-wire 16A/230V Outlets (6) C19/Horizontal INTL PDU	AF513A
HPE Basic Modular 3Ph 14.4kVA/CS8365C 40A/208V Outlets (6) C19/Horizontal NA/JP PDU	AF519A
HPE Basic Modular 3Ph 17.3kVA/60309 60A 4-wire 48A/208V Outlets (6) C19/Horizontal NA/JP PDU	AF511A
HPE Basic Modular 3Ph 22kVA/60309 5-wire 32A/230V Outlets (6) C19/Horizontal INTL PDU	AF518A

## Standard Features

### Features

- Vertical and Horizontal models with power output options ranging from 1.9kVA to 22kVA
- Single and three-phase models to meet all your facility power needs
- Multiple mounting options allowing for easy access to outlets and flexible integration into your rack
- Low-profile, single-piece design does not interfere with rear maintenance area of your racks

---

### Horizontal/Modular PDU Models

All HPE Horizontal PDUs can be installed in any U position in your rack. HPE Horizontal/Modular PDUs have a unique modular architecture designed specifically for data center customers who want to maximize power distribution and space efficiencies in the rack. Horizontal/Modular PDUs consist of two building blocks - the Control Unit (or core) offering up to six C-19 outlets and the Extension Bar (or stick) providing seven C-13 outlets per bar. The Control Unit can be installed in either a 1U space or in the 0U space between the RETMA rails on HPE racks, providing greater space efficiencies in the rack (see diagram below). Extension Bars mount directly to the frame of the rack in multiple locations allowing you the flexibility of placing access to power where it is needed.

#### Horizontal, 1U, Single-Phase models

- Low-voltage (100-120V) input voltage PDU with 12x NEMA 5-20R outlets
- High-voltage (200-240V) input voltage PDU with 12x C-13 outlets
- Both models can be installed in any 1U space within your rack

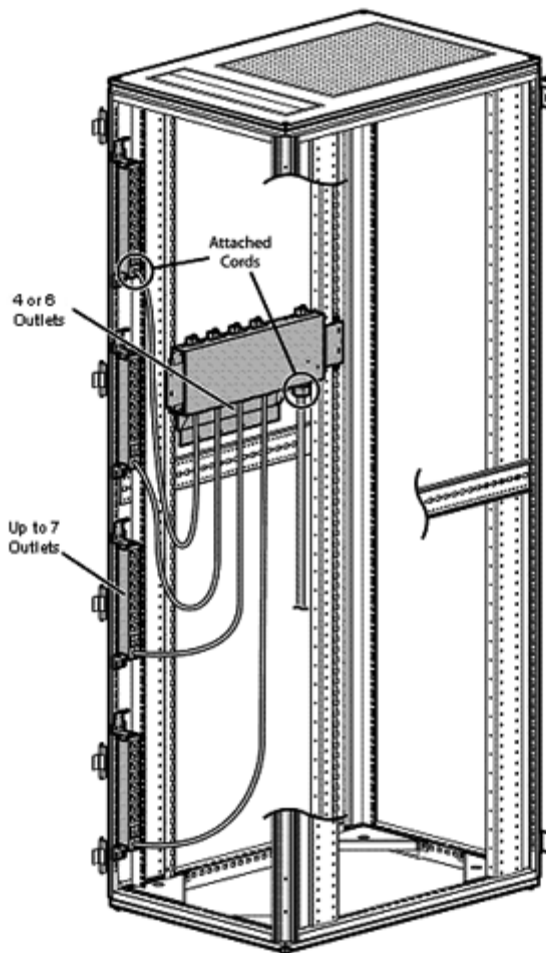
#### Horizontal/Modular, 0U/1U, Single-Phase models

- Both low-voltage (100-120V) and high-line (200-240V) input voltage models
- Each model includes a single-phase Control Unit (core) that branches out to 4 single-phase branch circuits
- Extension Bars (sticks) can be plugged into the Control Unit, and can be mounted directly to the rack frame, spanning the entire length of the rack and providing 7x C-13 outlets per bar
- Multiple models include either 2 or 4 Extension Bars (see "Models" section for details) - Extension Bars can also be purchased separately in pairs (see "Related Options" section for details)

#### Horizontal/Modular, 0U/1U, Three-Phase models

- High-voltage (200-240V), three-phase input voltages
- Each model includes a three-phase Control Unit (core) that branches out to 6 single-phase branch circuits
- Optional Extension Bars (sticks) can be plugged into the Control Unit, and can be mounted directly to the rack frame, spanning the entire length of the rack and providing 7x C-13 outlets per bar

## Standard Features



Horizontal/Modular PDU OU Installation in HPE Rack

### Vertical PDU Models

All HPE Basic Vertical PDU models use industry standard button and keyhole mounting for simple drop in installation in HPE Advanced and Enterprise Series racks, as well as many third party racks. The low profile single piece design provides multiple mounting options. For high power density requirements you can install two (2) full-height/mid-height PDU's or (4) half-height PDU's on each side of the rack with outlets facing in towards the center of the rack.

- A wide range of single and three-phase options providing up to 19.9kVA of output power
- Multiple form factors to meet the space requirements of most racks
- Mounts vertically on either side in the rear of the rack using industry standard button and keyhole mounting
- Standard mounting faces the outlet towards the rear of the rack preventing interference in the maintenance zone between rear RETMA rails.
- Using the optional configuration of facing the outlets into the rack, multiple PDUs can be mounted on one side of the rack for higher power density

### Half-Height Vertical PDUs

- Designed to fit in 22U and taller racks
- Support low-voltage (100-120V) and high-line (200-240V) input voltages
- Single and three-phase models with up to 20 outlets
- Up to 2 Half-Height Basic PDUs can be mounted per side in the optional rear facing

## Standard Features

- configuration in a 42U or taller rack.
- Up to 4 PDUs can be mounted on one side of a 42U or 47/48U rack using the standard inward facing configuration

### Mid-Height Vertical PDUs

- Designed to fit in 36U and taller racks
- Support high input voltage (200-240V)
- Single and three-phase models with up to 36 outlets
- Three-phase Dual Voltage models provide three NEMA 5-20 convenience outlets for low voltage equipment in a high voltage rack
- When mounted in the standard rear facing configuration only 1 Mid-Height Basic PDU can be mounted per side of the rack
- Up to 2 Mid-Height PDUs can be mounted on one side of a 42U or 47/48U rack using the optional inward facing configuration

### Full Height Vertical PDUs

- Designed for 42U and taller racks
- Three-phase, high voltage models with 42 outlets
- When mounted in the standard rear facing configuration only 1 Full-Height Basic PDU can be mounted per side of the rack
- Up to 2 Full-Height PDUs can be mounted on one side of a 42U or 47/48U rack using the optional inward facing configuration

**NOTE:** Facing the outlets into the rack will interfere with the lower few rack U spaces of the rear maintenance zone due to breakers on the PDUs.

---

### Easy Installation and compatibility

Whether you choose to mount the Modular PDU in zero-U or 1U space, all required mounting brackets, accessories, and installation instructions are shipped with the product. Standard button and keyhole mounting provides simple drop in installation for Vertical PDUs in HPE Advanced and Enterprise Series Rack and many third party racks.

---

### Warranty Upgrade Options

HPE Basic PDUs are backed by a limited 3-year warranty.  
HPE Basic PDUs automatically assume the Support Services coverage level of any covered ProLiant server in the same rack.

## Service and Support

**HPE Support Services** Hewlett Packard Enterprise support services provide a range of life cycle support options that let you choose the service levels that meet your business requirements, from basic to mission-critical.

A full range of Hewlett Packard Enterprise support services hardware and software services are available including:

- Installation and start up
- Education courses
- Extended onsite hardware coverage hours from same business day 13 hours, 5 day to 24 hours, 7 days call window with options including 4-hour response or 6-hour Call To Repair
- Comprehensive range of software technical support for Microsoft, Linux, ProLiant Essentials and VMWare-based IT solutions helping to deliver high level of application availability. Response times range from 30 minutes for critical problems to 2 hours.
- System Management, Performance Services and Mission Critical Support Solution

**NOTE:** For more information on Hewlett Packard Enterprise support services, contact any of our worldwide sales offices or resellers or visit our worldwide Web site on the internet at:

**<http://www.hp.com/hps/carepack>**

**NOTE:** For more complete information on Hewlett Packard Enterprise Services offerings, customers and resellers, please visit us at: **<http://www.hp.com/hps>**

**NOTE:** Additional information regarding worldwide limited warranty and technical support is available at: **<http://h18004.www1.hp.com/products/servers/platforms/warranty/index.html>**

## QuickSpecs

## HPE Basic Power Distribution Units (PDU)

### Related Options

#### Related Options

<b>HPE Two C-13 PDU Extension Bars</b>	HP Two C13 PDU Extension Bar <b>NOTE:</b> Kit includes two extension bars, each with a single C-19 input and seven C-13 outlets.	AF500A
<b>HPE Two Fixed Cord Extension Bars</b>	HP Fixed Cord Extension Bars <b>NOTE:</b> Kit includes two extension bars, each with a single C-19 input and seven C-13 receptacles on fixed (hardwired) 13-inch cords attached to the extension bars. The option is ideal for powering 1U servers and components.	351655-B21
<b>HPE Support Services</b>	HPE Install Rack and Rack Options Service	U2871E
<b>HPE Power Cables</b>	HP C13 - Nema 5-15P US/CA 110V 10Amp 1.83m Power Cord HP C19 - Nema L6-20P NA/JP 250V 20Amp High Voltage 3.6m Power Cord HP C19 - NBR-14136 BR 250V 16Amp 2.5m Power Cord HP C19 - GB-1002 CN 250V 16Amp 2.5m Power Cord HP C19 - IS-1293 IN/PK/BD 250V 16Amp 2.5m Power Cord HP C19 - ISI-32 IL 250V 16Amp 2.5m Power Cord HP C19 - AS3112-3 AU/NZ 250V 15Amp 3.6m Power Cord HP C19 - IEC-309 DK/SE/AR 250V 16Amp 3.6m Power Cord HP C19 - CEE-VII EU 250V 16Amp 3.6m Power Cord HP C19 - CEI-23-50 IT/CL 250V 16Amp 3.6m Power Cord HP C19 - SABS-164 ZA 250V 16Amp 3.6m Power Cord HP C19 - BS-1363/A UK/HK/SG 250V 13Amp 3.6m Power Cord HP 240 VAC 4.5M Unterminated End NA Power Cord HP C19 - C20 WW 250V 16Amp 2.5m Jumper Cord <b>NOTE:</b> HPE Basic PDU models H5M56A and H5M57A require an IEC 320-C19 to country specific plug inlet cord which is sold separately. <b>NOTE:</b> Please refer to the <a href="#">HPE ProLiant Power Cables</a> website for more information on power cords and cables.	AF556A AF593A AF592A AF584A AF582A AF583A AF577A AF581A AF576A AF580A AF579A 359615-031 E7806A 295633-B22
<b>HPE Jumper Cables</b>	HP C13 - C14 WW 250V 10A Gray 0.7m Jumper Cord HP C13 - C14 WW 250V 10Amp 0.7m Jumper Cord HP C13 - C14 WW 250V 10Amp 1.4m Jumper Cord HP C13 - C14 WW 250V 10A Gray 1.37m Jumper Cord HP C13 - C14 WW 250V 10Amp 1.4m 15 pc Jumper Cord HP C13 - C14 WW 250V 10Amp 2.0m Jumper Cord HP C13 - C14 WW 250V 10Amp Flint Gray 2.0m Jumper Cord HP C13 - C14 WW 250V 10A Gray 3.0m Jumper Cord HP C20 - C13 WW 250V 15Amp 2.0m Jumper Cord HP C19 - C20 WW 250V 16Amp Flint Gray 1.20m Jumper Cord HP C19 - C20 WW 250V 16Amp Flint Gray 2.0m Jumper Cord HP C19 - C20 WW 250V 16Amp 2.5m Jumper Cord HP 200-250V 10A C15 to C14 .76m Jumper Cable <b>NOTE:</b> Please refer to the <a href="#">HPE ProLiant Power Cables</a> website for more information on power cords and cables.	A0K03A 142257-B28 142257-006 A0K04A 142257-007 A0K02A AF573A A0K06A AF590A AF575A AF574A 295633-B22 E7807A
<b>HPE Mounting Brackets</b>	HP Vertical PDU 10K G2 Mounting Kit	H6L32A



Related Options

**NOTE:** This kit allows for HPE Basic PDU vertical models to be mounted in HPE 10000 G2 series racks and in the HPE Value Series rack. This bracket is not needed for mounting in the HPE Advanced or Enterprise Series racks.

HPE 277 Volt options for H3X07A and H3X08A	HP LS-26 to LS-25 277 Volt 15Amp AC 0.76m Jumper Cord	TK801A
	HP LS-26 to LS-25 277 Volt 15Amp AC 1.37M Jumper Cord	TK802A
	HP 800VA - 277V Input / 230V Output NA Rack Mount Transformer	H3X09A

**NOTE:** 720 watt, 2U transformer converts 277V to 230V for up to 4 devices.  
**NOTE:** Please refer to the [HPE ProLiant Power Cables](#) website for more information on power cords and cables.

## QuickSpecs

## HPE Basic Power Distribution Units (PDU)

### Model Selection Matrix

PDU Output	Part Number	Input Voltage	Current Maximum	Load Capacity	Input Connection	Output Circuit Breakers	Outlet Connections
<b>Half-Height Vertical Models</b>							
2.8kVA	H5M55A	100-120V	24A	2880VA @ 120V	8ft(2.4m) attached cord NEMA L5-30P	2 x 20A	18 x NEMA 5-20R
3.6kVA	H5M57A	200-240V	16A	3680VA @ 230V	IEC 60320-C20 inlet*	2 x 16A	20 x IEC C13
4.9kVA	H5M58A	200-208V	24A	4992VA @ 208V	8ft(2.4m) attached cord NEMA L6-30P	2 x 20A	20 x IEC C13
7.3kVA	H5M68A	200-240V	32A	7360VA @ 230V	8ft(2.4m) attached cord IEC 60309 32A 3W	2 x 16A	20 x IEC C13
8.6kVA	H5M61A	200-208V 3-Phase Delta	24A	8646VA @ 208V	8ft(2.4m) attached cord NEMA L15-30	3 x 20A	18 x IEC C13
<b>Mid-Height Vertical Models</b>							
4.9kVA	H5M59A	200-240V	24A	4992VA @ 208V	8ft(2.4m) attached cord NEMA L6-30P	2 x 20A	24 x IEC C13 6 x IEC C19
5.7kVA (Dual Voltage)	H5M63A	100-120V/ 200-208V 3-Phase WYE	16A per phase	5764VA @ 208V	8ft(2.4m) cord with attached NEMA L21-20P	3 x 20A	24 x IEC C13 3 x NEMA 5-20R
7.3kVA	H5M70A	200-240V	32A	7360VA @ 230V	8ft(2.4m) attached cord IEC 60309 32A 3W	2 x 16A	24 x IEC C13 6 x IEC C19
8.3kVA	H5M60A	200-208V	40A	8320VA @ 208V	8ft(2.4m) attached cord CS8265C	3 x 20A	30 x IEC C13 6 x IEC C19
8.6kVA (Dual Voltage)	H5M64A	100-120V/ 200-208V 30A 3-Phase WYE	24A per phase	8646VA @ 208V	8ft(2.4m) attached cord NEMA L21-30P	3 x 20A	24 x IEC C13 3 x IEC C19 3 x NEMA 5-20R
8.6kVA	H5M62A	200-208V 3-Phase Delta	24A	8646VA @ 208V	8ft(2.4m) attached cord NEMA 15-30P	3 x 20A	24 x IEC C13 6 x IEC C19
9.2kVA	H5M75A	200-240V	40A	9200VA @ 230V	Terminal block for hardwired installation	3 x 16A	30 x IEC C13 6 x IEC C19
11kVA	H5M71A	200-240V	48A	11040VA @ 230V	8ft(2.4m) attached cord IEC 60309 63A 3W	3 x 16A	30 x IEC C13 6 x IEC C19
11kVA	H5M72A	200-240V/ 380-415V 3-Phase WYE	16A per phase	11040VA @ 400V	8ft(2.4m) attached cord IEC 60309 16A 5W	3 x 16A	24 x IEC C13 6 x IEC C19
<b>Full-Height Vertical Models</b>							
11kVA PDU	H5M73A	200-240V/ 380-415V 3-Phase WYE	16A per phase	11040VA @ 400V	8ft(2.4m) attached cord IEC 60309 16A 5W	3 x 16A	36 x IEC C13 6 x IEC C19
11kVA PDU	H5M67A	200-240V/ 380-415V 3-Phase WYE	16A per phase	11040VA @ 400V	8ft(2.4m) attached cord IEC 530P6	3 x 20A	36 x IEC C13 6 x IEC C19
13.2kVA PDU	H3X07A	277/480V 3-Phase WYE	16A per phase	13302VA @ 480V	9.8ft(3m) attached cord IEC 60309 30A 5W	3 x 20A	15 x LS-26
19.9kVA PDU	H3X08A	277/480V 30A 3-Phase WYE	24A per phase	19953VA @ 480V	9.8ft(3m) attached cord IEC 60309 30A 5W	6 x 20A	30 x LS-26

## QuickSpecs

## HPE Basic Power Distribution Units (PDU)

### Model Selection Matrix

PDU Output	Part Number	Input Voltage	Current Maximum	Load Capacity	Input Connection	Output Circuit Breakers	Outlet Connections
<b>Horizontal Models</b>							
1.9kVA	H5M54A	100-120V	16A	1920VA @120V	8ft(2.4m) attached cord NEMA L5-20P	1 x 20A	12 x NEMA 5-20R
3.6kVA	H5M56A	200-240V	16A	3680VA @ 230V	IEC 60320-C20 inlet*	1 x 16A	12 x IEC C13
<b>Horizontal/Modular Models</b>							
2.8kVA	252663-D71	100-125V	24A	2880VA @ 120V	11.8ft (3.6m) attached cord NEMA L5-30P	n/a	4 x IEC C-19
3.6kVA	252663-B24	200-240V	16A	3680VA @ 230V	IEC 60320 C20 inlet	2 x 16A	2 x IEC C-19
4.9kVA	252663-D74	200-240V	24A	4992VA @ 208V	11.8ft (3.6m) attached cord NEMA L6-30P	4 x 15A	4 x IEC C-19
4.9kVA	252663-D72	200-240V	24A	4992VA @208V	11.8ft (3.6m) attached cord NEMA L6-30P	4 x 20A	4 x IEC C-19
7.3kVA	252663-B33	200-240V	32A	7360VA @ 230V	11.8ft (3.6m) attached cord IEC 60309-32A 3W	4 x 16A	4 x IEC C-19
7.3kVA	252663-B31	200-240V	32A	7360VA @ 230V	11.8ft (3.6m) attached cord IEC 60309 32A 3W	4 x 16A	4 x IEC C-19
8.3kVA	252663-D75	200-240V	40A	8320VA @ 208V	11.8ft (3.6m) attached cord, CS8265C	4 x 15A	4 x IEC C-19
8.3kVA	252663-D73	200-240	40A	8320VA @ 208V	11.8ft (3.6m) attached cord CS8265C	4 x 20A	4 x IEC C-19
8.6kVA	AF512A	200-208V 3-Phase Delta	24A	8646VA @ 208V	11.8ft (3.6m) attached cord, NEMA L15-30P	6 x 20A	6 x IEC C-19
9.2kVA	252663-B34	200-240V	40A	9200VA @ 230V	11.8ft (3.6m) attached cord, IEC 60309 63A 3W	4 x 15A	4 x IEC C-19
9.2kVA	252663-B21	200-240V	40A	9200VA @ 230V	Terminal block for hardwired installation	4 x 16A	4 x IEC C-19
9.2kVA	252663-B32	200-240V	40A	9200VA @ 230V	11.8ft (3.6m) attached cord IEC 60309 63A 3W	4 x 16A	4 x IEC C-19
11kVA	AF513A	200-240V/ 380-415V 3-Phase Wye	16A per phase	11040 @ 230V	11.8ft (3.6m) attached cord, IEC 60309 16A 5W	6 x 16A	6 x IEC C-19
14.4kVA	AF519A	200-208V 3-Phase Delta	40A	14410VA @ 208V	11.8ft (3.6m) attached cord, CS8365C	6 x 20A	6 x IEC C-19
17.3kVA	AF511A	200-208v 3-Phase Delta	48A	17292VA @ 208V	11.8ft (3.6m) attached cord IEC 60309 60A	6 x 20A	6 x IEC C-19
22kVA	AF518A	200-240V/ 346-415V 3-Phase Wye	32A per phase	22080VA @ 230V	11.8ft (3.6m) attached cord, IEC 60309 32A 5W	6 x 16A	6 x IEC C-19


**\*NOTE:** HPE Basic PDU models H5M56A and H5M57A require an IEC 320-C19 to country specific plug inlet cord which is sold separately.

**Disclaimer:** Hewlett Packard Enterprise makes no recommendations regarding power connector manufactures. Please consult a licensed professional to determine the best connector or receptacle for your specific needs.

## QuickSpecs

## HPE Basic Power Distribution Units (PDU)

### PDU Plugs

Voltage	Amps	# Wires	Plug Name	Sample Plug Image (color may vary by manufacturer)	
100-125 V Single Phase	20 A	3	NEMA L5-20P		
	30 A	3	NEMA L5-30P		
200-240 V Single Phase	20 A	3	IEC C20		
	20 A	3	NEMA L6-20P		
	30 A	3	NEMA L6-30P		
	32 A	3	IEC 309 32A, 2Pole, 3Wire		
	20 A	5	NEMA L21-20P		
208 V Three Phase	16 A	5	IEC 309 16 A, 3Pole, 5Wire		
	30 A	5	NEMA L21-30P		
	50 A	4	CS8365C		
	60 A	4	IEC 309 60A, 3Pole, 4Wire		
400 - 415 V Three Phase	32 A	5	IEC 309 32 A, 3Pole, 5Wire		

## Technical Specifications

### All PDUs

Operating Temperature	50° to 122° F (10° to 50° C)
Operating Relative Humidity (%)	10% to 90%
Operating Elevation	0 to 10,000 ft (0 to 3048 m)
Storage Temperature	-4° to 140° F (-20° to 60° C)
Storage Relative Humidity (%)	5% to 95%
Storage Elevation	0 to 30,000 ft (0 to 9144 m)
Input Plug Length (attached cord units)	96 inches (243.8 cm) or 142 inches (360.7 cm)
Conformance Standards	UL, CUL - NA/JPN models CE, TUV, KC, EAC - INTL models UL, CUL, CE, TUV, KC, EAC - WW models UL, CUL, CE, NOM, D - 40A models UL, CUL, NOM - 24A models CE, D - 32A model

### Mechanical Dimensions (WxHxD)

0U/1U models	17.5 x 1.66 x 6 in (44.45 x 4.2 x 15.3 cm)
Half-Height models	1.9 x 29.02 x 3.75 in (4.83 x 73.7 x 9.5 cm)
Mid-Height models	1.9 x 55.12 x 9.5 in (4.83 x 140 x 9.5 cm)
Full-Height models	1.9 x 65.59 x 3.75 in (4.83 x 166.6 x 9.5 cm)

### Single Phase 4.9kVA to 9.2kVA

Unit Weight	18 lb (8.16 kg)
Shipping Dimensions (WxHxD)	21.5 x 12.25 x 13.0 in (54.61 x 31.12 x 33.02 cm)

### Three Phase 8.6 kVA to 22 kVA

Unit Weight	20 lb (9.07 kg)
Shipping Dimensions (WxHxD)	21.5 x 12.25 x 15.0 in (54.61 x 31.12 x 38.1 cm)

### Kit Contents

All Basic PDU models ship with:

- Mounting brackets/hardware
- Cord Retention bracket
- Tie wraps
- Shipping bracket (varies by model)
- Read me first card

### Environment-friendly Products and Approach

### End-of-life Management and Recycling

Hewlett Packard Enterprise offers end-of-life product return, trade-in, and recycling programs, in many geographic areas, for our products. Products returned to Hewlett Packard Enterprise will be recycled, recovered or disposed of in a responsible manner.

[http://www8.hp.com/us/en/hpe/hp-information/livingprogress/environmentalprogress/product-recycling.html#.V-IPA\\_krKiM](http://www8.hp.com/us/en/hpe/hp-information/livingprogress/environmentalprogress/product-recycling.html#.V-IPA_krKiM)

The EU WEEE directive (2002/95/EC) requires manufacturers to provide treatment information for each product type for use by treatment facilities. This information (product disassembly instructions) is posted on the Hewlett Packard Enterprise web site. These instructions may be used by

## Technical Specifications

recyclers and other WEEE treatment facilities as well as Hewlett Packard Enterprise OEM customers who integrate and re-sell Hewlett Packard Enterprise equipment.

**[http://www8.hp.com/us/en/hpe/hp-information/livingprogress/environmentalprogress/product-recycling.html#.V-IPA\\_krKiM](http://www8.hp.com/us/en/hpe/hp-information/livingprogress/environmentalprogress/product-recycling.html#.V-IPA_krKiM)**

## Summary of Changes

Date	Version History	Action	Description of Change
13-Feb-2017	From Version 13 to 14	Changed	Models and Related Options were revised.
16-Feb-2016	From Version 12 to 13	Changed	Overview, Models, Standard Features, Related Options, Model Selection Matrix, PDU Plugs, and Technical Specifications were updated.
02-Oct-2015	From Version 11 to 12	Changed	SKU descriptions were updated throughout the QuickSpecs.
31-Jul-2015	From Version 10 to 11	Changed	Overview, Models, Standard Features, Related Options, Basic PDU Family Information, PDU Plugs, and Technical Specifications were updated.
11-Jun-2015	From Version 9 to 10	Added	PDU Plugs section was added to QuickSpecs.
		Changed	Overview and Basic PDU Family Information sections were revised.
30-Mar-2015	From Version 8 to 9	Changed	Overview and Related Options were revised.
07-Mar-2014	From Version 7 to 8	Changed	Updates were made throughout.
01-Oct-2013	From Version 6 to 7	Changed	Corrected an error in the North America version.
16-Aug-2013	From Version 5 to 6	Changed	Changes made to the following Sections  Overview  Standard Features  Related Options  PDU Family Information
11-Jun-2013	From Version 4 to 5	Changed	Correction made to the Changes file only.
10-Jun-2013	From Version 2 to 4	Added	Added HPE Mounting Brackets to Related Options section.
10-Apr-2013	From Version 1 to 2	Changed	Changes made to the Model Selection Matrix chart.



Sign up for updates

© Copyright 2017 Hewlett Packard Enterprise Development Company, L.P.  
The information contained herein is subject to change without notice.

The only warranties for Hewlett Packard Enterprise products and services are set forth in the express warranty statements accompanying such products and services. Nothing herein should be construed as constituting an additional warranty. Hewlett Packard Enterprise shall not be liable for technical or editorial errors or omissions contained herein.

c04111392 - 14557 - Worldwide - V14 - 13-February-2017

