

19" DYNAmic

Free Standing Cabinets

Width: 800 mm
Depth: 800 mm

Static Load Capacity Standard
Configuration: 600 kgs.

**U Height: 22U, 26U, 32U, 36U, 39U,
42U, 45U, 47U**

Standards and Compliances:



ISO 9001
Quality Management System

EN 61587-1
Mechanical Structures for
Electronic Equipment

IEC 297-1, 19" Mounting
IEC 297-2 Overall Cabinet Dimensions

EN/IEC 60529- IP20 Ingress Protection
performance

EN/IEC 62262- IK07 Mechanical
Impact Resistance



CE conform to
EN 60950-1
Information Technology
Equipment, Safety,
Part-1: General Requirement

EN IEC 62368-1 Audio/Video,
Information and Communication
Technology Equipment
Part 1: Safety requirements



UL listed to
UL 2416, Outline of Investigation for
Audio/Video, Information and
Communication Technology Equipment
Cabinet, Enclosure and Rack
Systems; UL 60950-1 and CSA
C22.2 NO. 60950-1-07, Information
Technology Equipment Safety
Part 1: General Requirements



Environment Friendly;
ISO 14001 Environmental
Management System
RoHS compliancy
%100 Recyclable Material

Standard Color:



RAL 7035 Light Grey



RAL 9005 Black

Static Load Capacity Enhanced (E)
Configuration: Up to 1000 kgs.



DYNAmic Series Networking Enclosures, with 19" w:800 mm and d:600 mm physical sizes, with max internal usable depth, and 8 different height, gives a wide selection chart for users.

All w:800 mm model cabinets are constructionally proper for the vertical cable management systems. The Lande 800 wide segment designed with highly efficient and customer friendly vertical cable management.

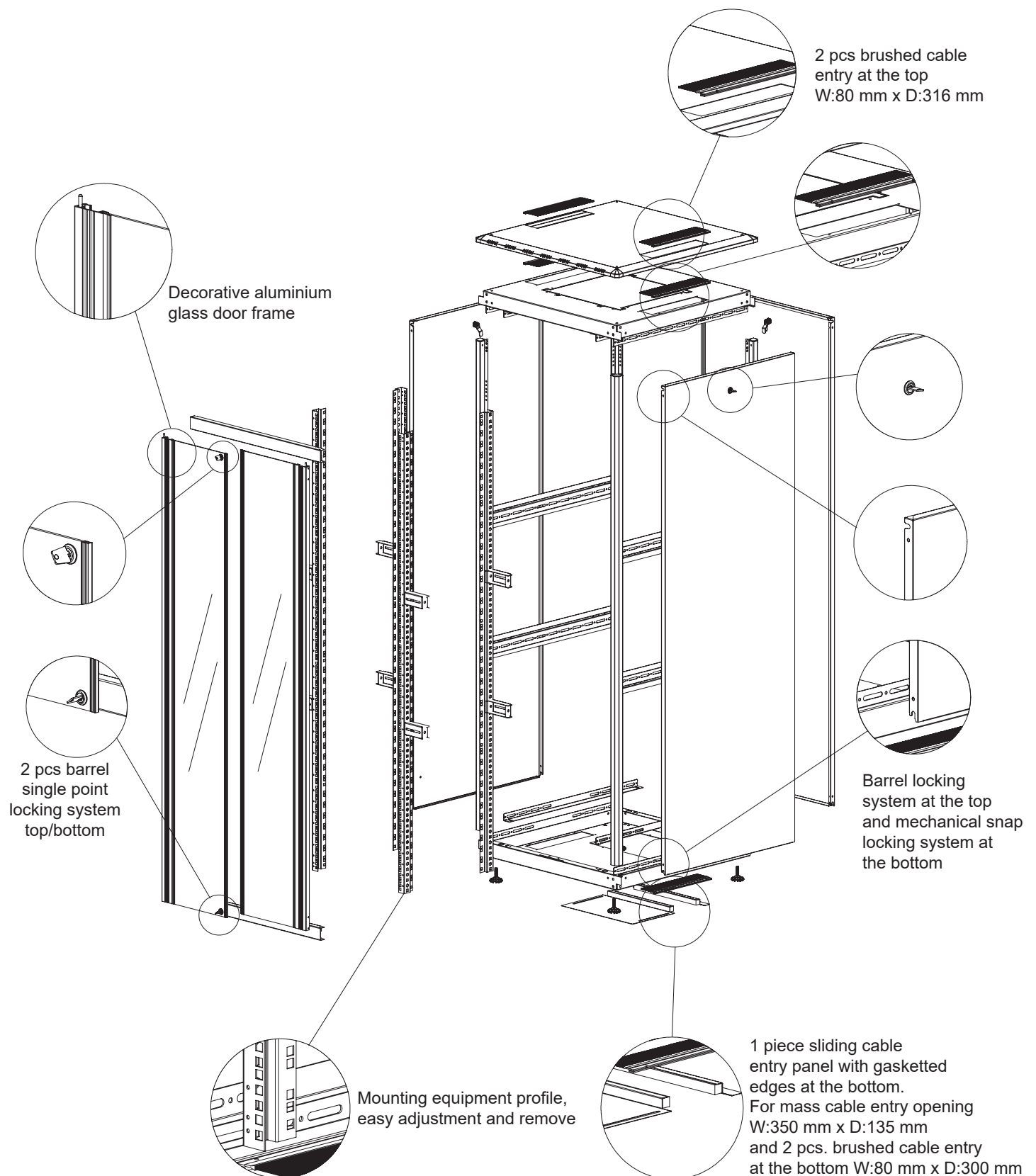
Please see door options in page 46 and 47.

19" DYNAmic

Free Standing Cabinets

Width: 800 mm
Depth: 800 mm

Exploded View

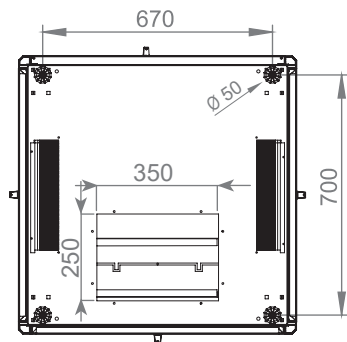


19" DYNAmic

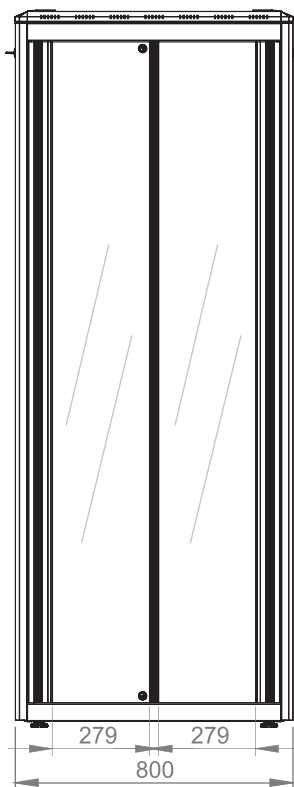
Free Standing Cabinets

Width: 800 mm
Depth: 800 mm


Construction Drawing




Bottom view



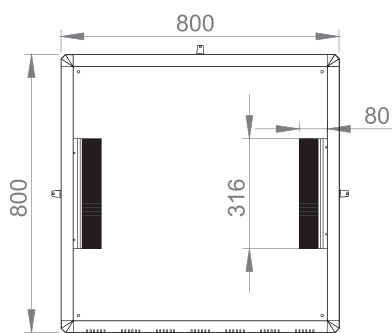
Front view



Side view



Rear view



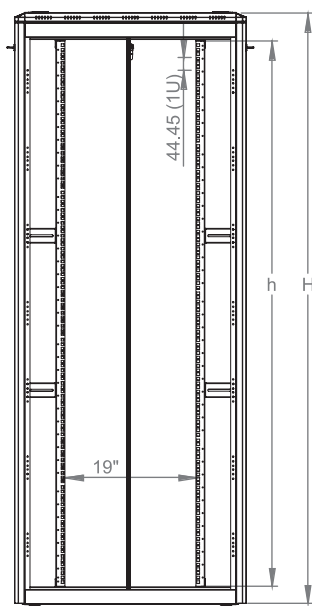
Top view

19" DYNAmic

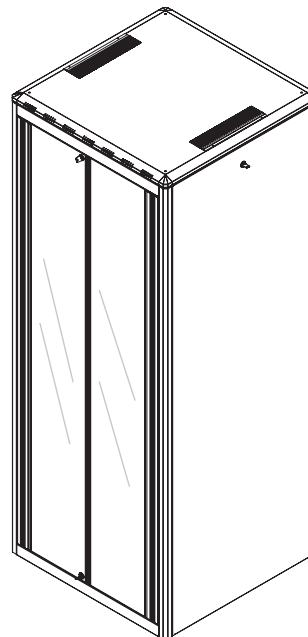
Free Standing Cabinets

Width: 800 mm
Depth: 800 mm

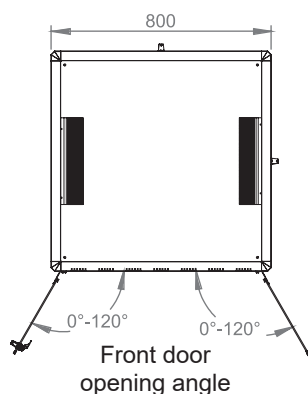
Construction Drawing



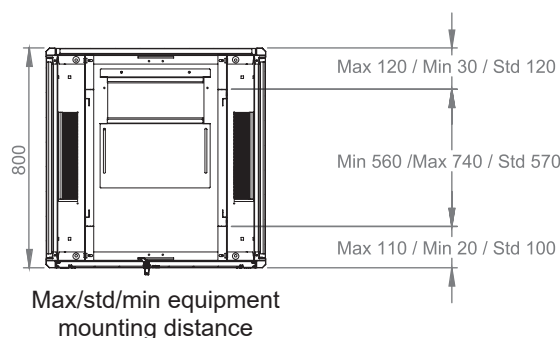
Dimensions in width and height



Isometric view



Front door opening angle



Max/std/min equipment mounting distance

	h	H
22U	978 mm	1164 mm
26U	1155 mm	1342 mm
32U	1422 mm	1609 mm
36U	1600 mm	1787 mm
39U	1733 mm	1920 mm
42U	1867 mm	2053 mm
45U	2000 mm	2187 mm
47U	2089 mm	2276 mm

19" DYNAmic Series Free Standing Cabinets W=800 mm D=800 mm

Product Number***	Product Description	Size WxDxH mm	h Size in U	h in mm	*H mm, overall without feet and/or castor	Width Overall mm	Width Rail to Rail	Depth Overall mm	**Depth Shipping Conf. Rail to Rail mm	QTY IN PACKAGE	PACKING DIMENSIONS WxDxH mm	Standard NET Weight of Product kgs	Gross Weight of Product kgs	QTY IN PALLET	PALLET DIMENSIONS WxDxH mm	Pallet Weight kgs
LN-FS22U8080-CC-EAAA	22U 19" Free Standing Cabinet W=800 mm D=800 mm	800x800x1164	22U	978	1164	800	19"	800	570	1	880x880x1305	64,3	77,5	1	880x880x1305	77,5
LN-FS26U8080-CC-EAAA	26U 19" Free Standing Cabinet W=800 mm D=800 mm	800x800x1342	26U	1155	1342	800	19"	800	570	1	880x880x1482	70	83,8	1	880x880x1482	83,8
LN-FS32U8080-CC-EAAA	32U 19" Free Standing Cabinet W=800 mm D=800 mm	800x800x1609	32U	1422	1609	800	19"	800	570	1	880x880x1749	80,4	84,9	1	880x880x1749	84,9
LN-FS36U8080-CC-EAAA	36U 19" Free Standing Cabinet W=800 mm D=800 mm	800x800x1787	36U	1600	1787	800	19"	800	570	1	880x880x1927	87	102,2	1	880x880x1927	102,2
LN-FS39U8080-CC-EAAA	39U 19" Free Standing Cabinet W=800 mm D=800 mm	800x800x1920	39U	1733	1920	800	19"	800	570	1	880x880x2063	91	106,5	1	880x880x2063	106,5
LN-FS42U8080-CC-EAAA	42U 19" Free Standing Cabinet W=800 mm D=800 mm	800x800x2053	42U	1867	2053	800	19"	800	570	1	880x880x2193	95,5	111,3	1	880x880x2193	111,3
LN-FS45U8080-CC-EAAA	45U 19" Free Standing Cabinet W=800 mm D=800 mm	800x800x2187	45U	2000	2187	800	19"	800	570	1	880x880x2327	100	116,6	1	880x880x2327	116,6
LN-FS47U8080-CC-EAAA	47U 19" Free Standing Cabinet W=800 mm D=800 mm	800x800x2276	47U	2089	2276	800	19"	800	570	1	880x880x2416	106	123	1	880x880x2416	123

* Please add 30 mm to H mm once used with leveling feet, add 80 mm to H mm once used with castor set.

** See min and max adjustable depth variations on drawings.

***CC= LG for Light Grey RAL 7035 & BL for Black RAL 9005 for customers to define while ordering, for "EAAA" selection please see the door options.

***Cabinet nominal load capacity is 600 kgs. as per UL 2416 safety mark. However project case we configure the rack up to 1000 kgs. of load capacity with additional suport barsthicker 19" rails with 2 mm thickness, please add E (Enhanced notification defining load capacity requirement is up to 1000 kgs.) at the end of part number. Example LN-FS42U8080-BL-EAAA-E.

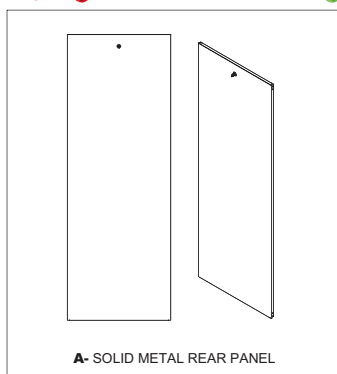
19" DYNAmic

Free Standing Cabinets

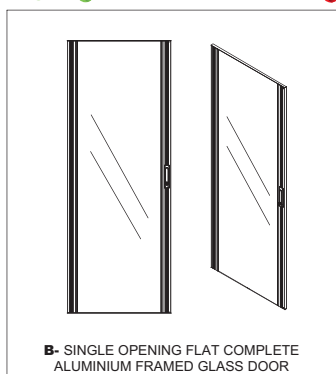
Width: 800 mm
Depth: 800 mm

Door Options

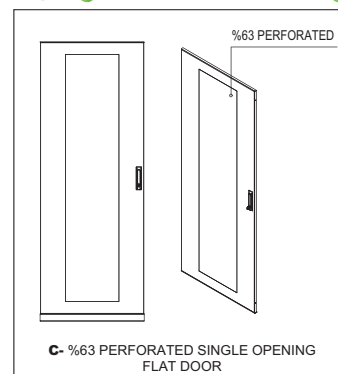
FRONT ✗ REAR ✓



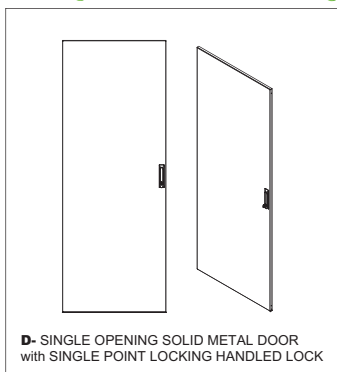
FRONT ✓ REAR ✗



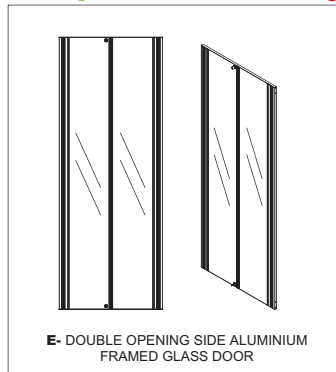
FRONT ✓ REAR ✓



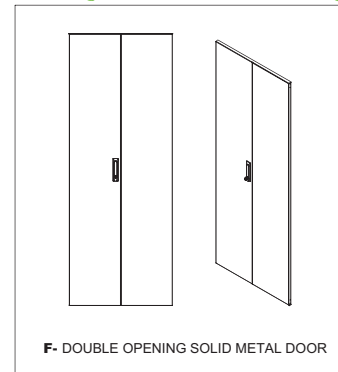
FRONT ✓ REAR ✓



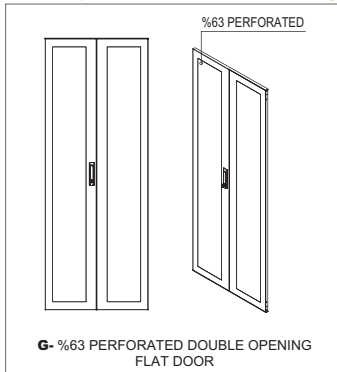
FRONT ✓ REAR ✗



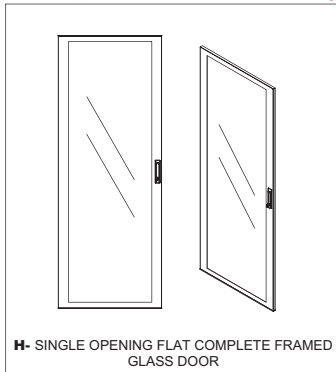
FRONT ✓ REAR ✓



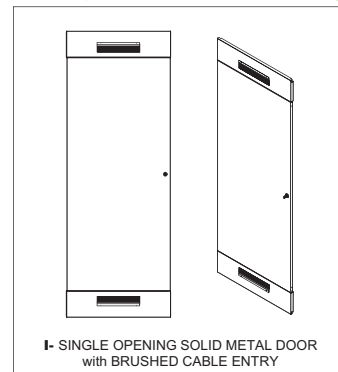
FRONT ✓ REAR ✓



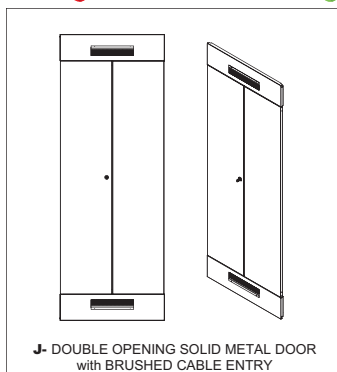
FRONT ✓ REAR ✗



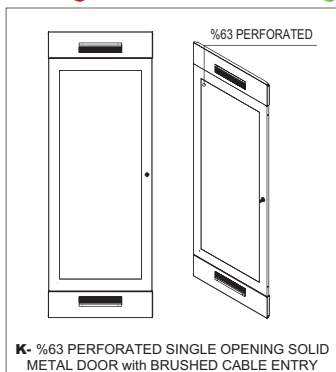
FRONT ✗ REAR ✓



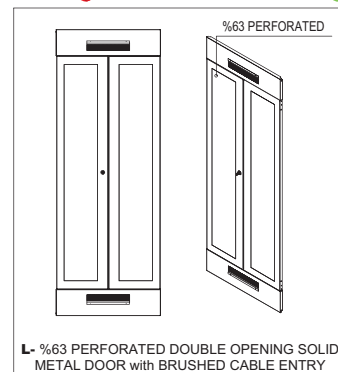
FRONT ✗ REAR ✓



FRONT ✗ REAR ✓



FRONT ✗ REAR ✓



19" DYNAmic

Free Standing Cabinets

Width: 800 mm
Depth: 800 mm

Door Options



DYNAmic Free Standing Cabinet W=800 mm D=800 mm All Heights FRONT DOOR Options	DYNAmic Free Standing Cabinet W=800 mm D=800 mm All Heights REAR DOOR Options	DYNAmic Free Standing Cabinet W=800 mm D=800 mm All Heights SIDE PANEL Options
B Single opening flat complete aluminium framed glass door C %63 perforated single opening flat door D Single opening solid metal door E Double opening side aluminium framed glass door F Double opening solid metal door G %63 perforated double opening flat door H Single opening flat complete framed glass door P Double opening metal framed glass door R %80 perforated double opening door S %80 perforated single opening door U %63 perforated curved door Y %80 perforated curved door Z Single opening metal side framed glass door	A Solid metal rear panel C %63 perforated single opening flat door D Single opening solid metal door F Double opening solid metal door G %63 perforated double opening flat door I Single opening solid metal door with brushed cable entry J Double opening solid metal door with brushed cable entry K %63 perforated single opening solid metal door with brushed cable entry L %63 perforated double opening solid metal door with brushed cable entry M Single opening solid metal door with header compatible N Double opening solid metal door with header compatible R %80 perforated double opening door S %80 perforated single opening door	AA Both sides equipped with standard side panels A0 One side panel on cabinet 00 No side panels on cabinet
LN-AA - XXU - WW - DD - CC - (E optional)		
LN: Corporate codification beginning letters mentioning Lande in Short Format as LN AA: Family group of enclosure; FS for networking enclosures range XX: Numeric character defining the height of enclosures, depending on model differences between 22 to 47 to be selected from price list, website or catalogue U: U height alphanumeric notation, concrete (non editable- fixed character) WW: The first 2 digits of the width info, 80 for W=800 mm cabinets DD: The first 2 digits of the depth info, 80 for D=800 mm cabinets CC: Color code, LG for Light Grey RAL 7035, BL for Black RAL 9005 E: Optional code extention for enhanced static load capacity up to 1000 kgs.		<div> 0 0 00 </div> <div> B-C-D-F-G-H-P-R-S-U-Y-Z options, unless defined E type door will be in shipping configuration. </div> <div> C-D-F-G-I-J-K-L-M-N-R-S options, unless defined A type door will be in shipping configuration. </div> <div> AA both sides equipped with standard side panels A0 one side panel on cabinet 00 no side panels on cabinet. </div>