

Width=600mm  
Depth=600mm

Standard Heights:

5 different U heights:

07U, 09U, 12U, 16U, 20U

Standards, and Compliances:



**ISO 9001:2008**

Quality Management System

EN 61587 -1:2012  
Mechanical Structures for  
Electronic Equipment

IEC 297-1, 19" mounting  
IEC 297-2 Overall cabinet dimensions



**CE conform to**

EN 60950-1:2006 Information Technology  
Equipment – Safety – Part-1-  
General Requirement



**UL listed to**

UL 2416, Outline of Investigation for  
Audio/Video, Information and  
Communication Technology Equipment  
Cabinet, Enclosure and Rack Systems; UL  
60950-1 and CSA C22.2 NO. 60950-1-07,  
Information Technology Equipment Safety  
Part 1: General Requirements



TSE conformity based on EN 61587 -1:2012



GOST R conformity



**Environment Friendly;**

\* **ISO 14001** Environmental Management  
System  
\* RoHS compliancy  
\* %100 Recyclable Material


**Load Capacity: 100 kgs.**



PROline series Wall Mounting Networking Enclosures, with 19" w:600mm and d:600mm physical sizes, with max internal usable depth, and 5 different height, gives a wide selection chart for users.

All Lande PROline Wall cabinets are being delivered as a single piece pre-assembled enclosure, with standard factory settings.

**Standard Colors:**

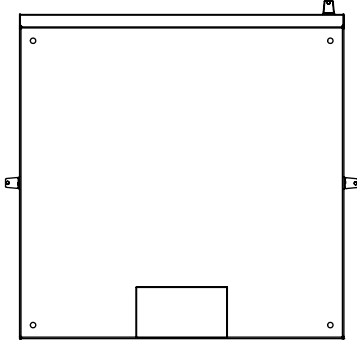


RAL 7035 Light Grey

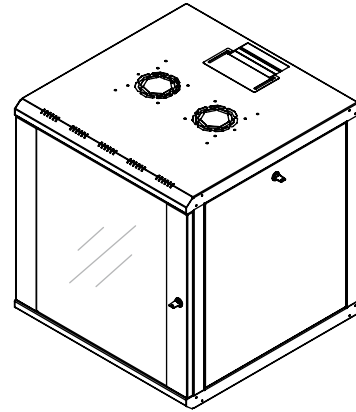


RAL 9005 Black

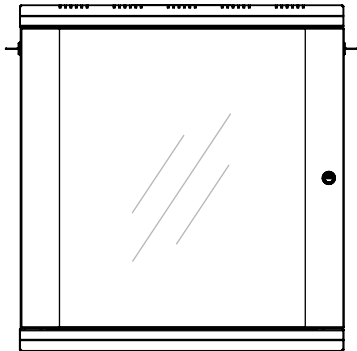
CONSTRUCTION  
DRAWING



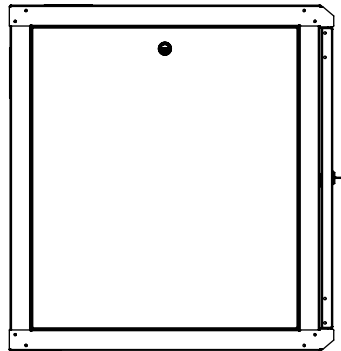
BOTTOM VIEW



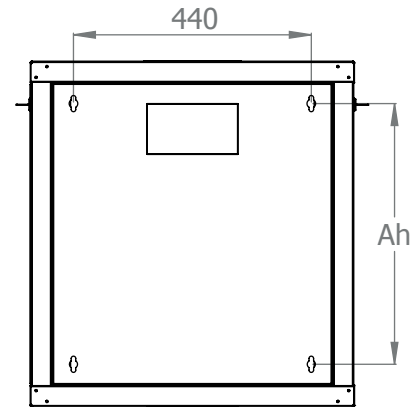
ISOMETRIC VIEW



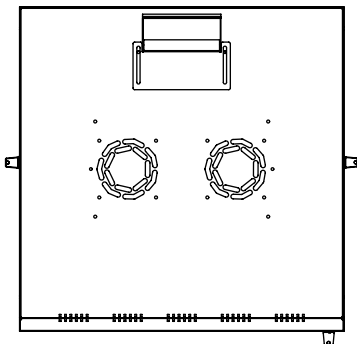
FRONT VIEW



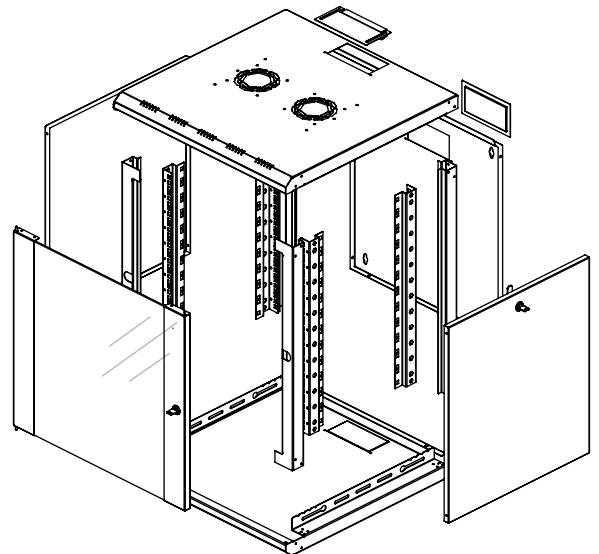
SIDE VIEW



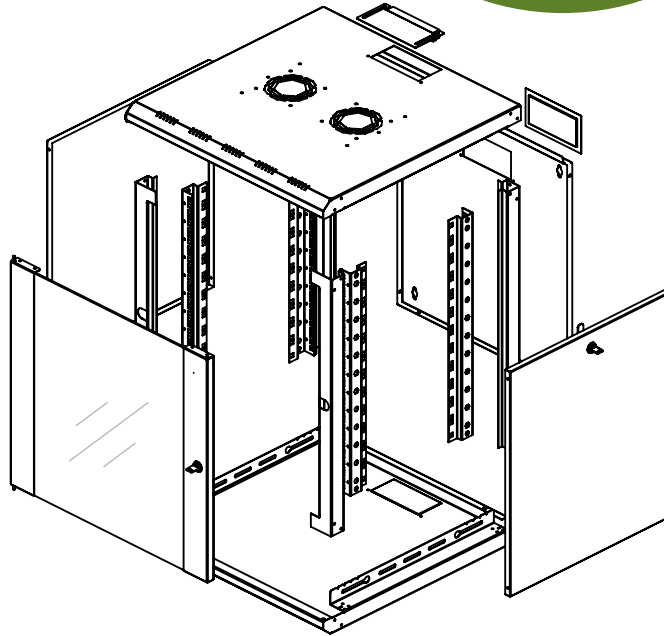
REAR VIEW



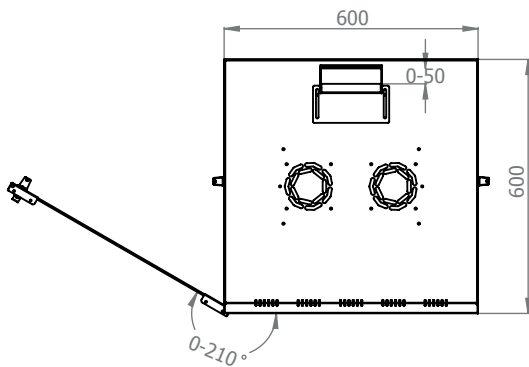
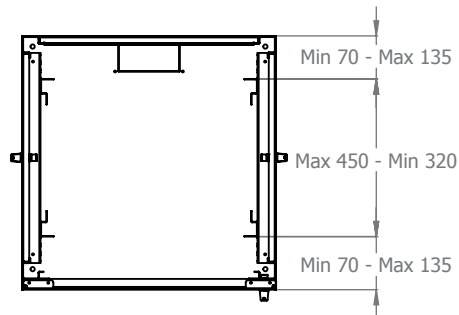
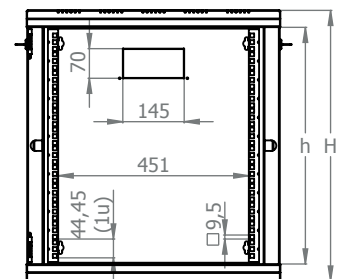
TOP VIEW



EXPLODED VIEW

CONSTRUCTION  
DRAWING

EXPLODED VIEW

FRONTDOOR  
OPENING ANGLEMAX / MIN EQUIPMENT  
MOUNTING DISTANCEDIMENSIONS IN  
WITDTH AND HEIGHT

PROline Series Wall Mounting 19" Cabinets W=600mm D=600mm

*Product Number	Product Description	Size WxDXH mm	h size in U	h in mm	**H mm, overall without feet and/or caster	***Ah Wall Mounting h mm	Width Overall mm	Width Rail to Rail	Depth Overall mm	****Depth Shipping Conf. Rail to Rail mm	PACKING DIMENSIONS WxDXH mm	QTY IN PACKAGE	Standard NET Weight of product kgs	Gross Weight of Product kgs
LN-PR07U6060-CC	7U 19" Wall Mounting Cabinet W=600mm D=600mm	600x600x418	7U	311	418	260	600	19"	600	400	650x650x480	1	18	21
LN-PR09U6060-CC	9U 19" Wall Mounting Cabinet W=600mm D=600mm	600x600x505	9U	400	505	349	600	19"	600	400	650x650x550	1	22	25
LN-PR12U6060-CC	12U 19" Wall Mounting Cabinet W=600mm D=600mm	600x600x640	12U	533	640	482	600	19"	600	400	650x650x690	1	28	31
LN-PR16U6060-CC	16U 19" Wall Mounting Cabinet W=600mm D=600mm	600x600x818	16U	711	818	660	600	19"	600	400	650x650x870	1	36	39,5
LN-PR20U6060-CC	20U 19" Wall Mounting Cabinet W=600mm D=600mm	600x600x996	20U	889	996	838	600	19"	600	400	650x650x1050	1	43	46,5

\*CC= LG for Light Grey RAL 7035 & BL for Black RAL 9005 for customers to define while ordering.

\*\* See overall Height information without feet and or Caster from Drawings .

\*\*\* See Ah Rear Panel Wall Fixing Height between holes for 7,9,12,16,20 U on Drawings and above Chart, Width is fixed 440mm.

\*\*\*\*See min and max Adjustable depth variations on drawings.